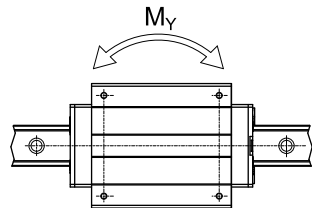
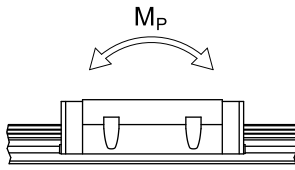
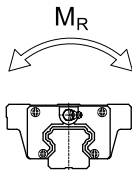
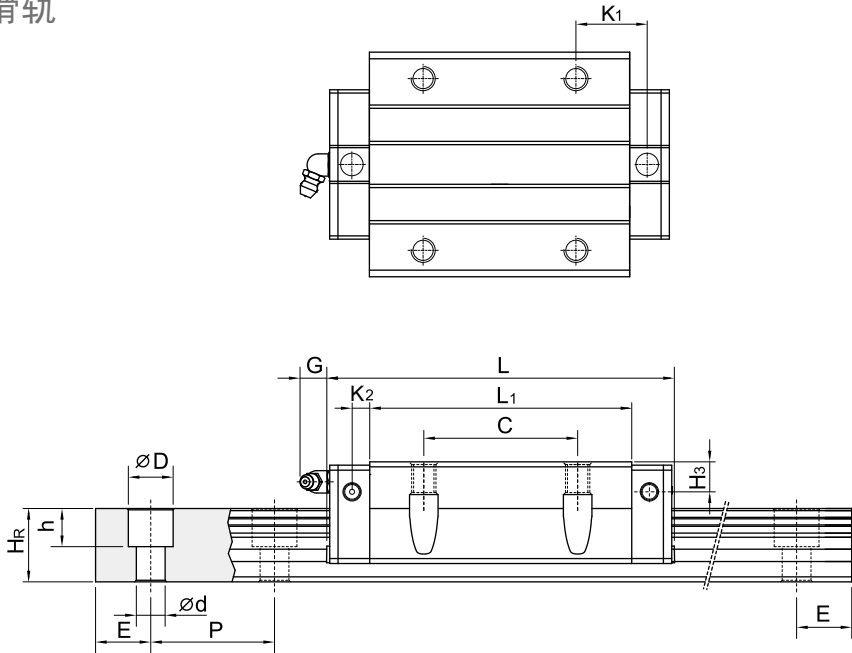
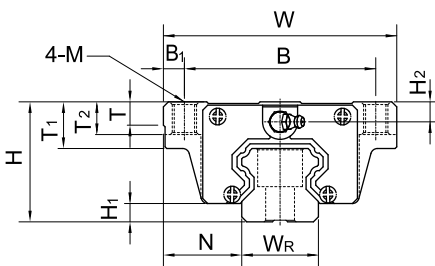


QH系列  
静音式重负荷型滚珠线性滑轨

(4) QHW-CC / QHW-HC



型号	组件尺寸 (mm)			滑块尺寸 (mm)																导轨尺寸(mm)								导轨的 固定螺 柱尺寸	基本 动额 定负荷	基本 静额 定负荷	容许静力矩			重量	
	H	H <sub>1</sub>	N	W	B	B <sub>1</sub>	C	L <sub>1</sub>	L	K <sub>1</sub>	K <sub>2</sub>	G	M	T	T <sub>1</sub>	T <sub>2</sub>	H <sub>2</sub>	H <sub>3</sub>	W <sub>R</sub>	H <sub>R</sub>	D	h	d	P	E	(mm)	C(kN)	C <sub>0</sub> (kN)	M <sub>R</sub> kN-m	M <sub>P</sub> kN-m	M <sub>Y</sub> kN-m	滑块 kg	导轨 kg/m		
QHW15CC	24	4	16	47	38	4.5	30	39.4	61.4	8	5	5.3	M5	6	8.9	6.95	3.95	4.2	15	15	7.5	5.3	4.5	60	20	M4x16	17.94	19.86	0.1	0.08	0.08	0.17	1.45		
QHW20CC	30	4.6	21.5	63	53	5	40	50.5	76.7	9.75	6	12	M6	8	10	9.5	6	6	20	17.5	9.5	8.5	6	60	20	M5x16	35.26	33.86	0.26	0.19	0.19	0.40	2.21		
QHW20HC								65.2	91.4	17.1																	42.52	42.31	0.31	0.27	0.27	0.52			
QHW25CC	36	5.5	23.5	70	57	6.5	45	58	83.4	10.7	6	12	M8	8	14	10	6	5	23	22	11	9	7	60	20	M6x20	41.9	48.75	0.39	0.31	0.31	0.59	3.21		
QHW25HC								78.6	104	21																	50.61	60.94	0.5	0.45	0.45	0.80			
QHW30CC	42	6	31	90	72	9	52	70	97.4	13.5	6.25	12	M10	8.5	16	10	6.5	6	28	26	14	12	9	80	20	M8x25	58.26	66.34	0.6	0.5	0.5	1.09	4.47		
QHW30HC								93	120.4	25.75																	70.32	88.45	0.83	0.89	0.89	1.44			
QHW35CC	48	7.5	33	100	82	9	62	80	113.6	13	7.5	12	M10	10.1	18	13	8.5	6.5	34	29	14	12	9	80	30	M8x25	78.89	86.66	1.07	0.76	0.76	1.56	6.30		
QHW35HC								105.8	139.4	25.9																	95.23	115.55	1.45	1.33	1.33	2.06			
QHW45CC	60	9.2	37.5	120	100	10	80	97	139.4	13	10	12.9	M12	15.1	22	15	8.5	10	45	38	20	17	14	105	22.5	M12x35	119.4	135.42	1.83	1.38	1.38	2.79	10.41		
QHW45HC								128.8	171.2	28.9																	144.13	180.56	2.47	2.41	2.41	3.69			

注：1 kgf = 9.81 N